



SHIRE HORSE SOCIETY AUSTRALIA

INSTRUCTIONS FOR NEW REGISTRATION OF FOAL/HORSE

Required Forms

To register a new foal/horse, you will need to submit the following forms to the Shire Horse Society Australia Registrar:

1. New Registration of Foal/Horse
2. Stallion Service Certificate
3. Certificate of Identification

Note: You may need to have a DNA Parentage test performed (see Rules of Registration on our web site), the results of which will need to be received by the Registrar before your new registration is processed. All horses born after August 1, 2008, *except* for non-breeding registrations, will need to be micro-chipped.

Upon successful registration, you will be sent a Certificate of Registration.

It is not necessary to be a member of the Shire Horse Society Australia Inc (SHSA) or other Shire Horse Society in order to register and have an entry in the Australian Shire Horse Stud Book.

General Instructions

Please ensure that the full date of birth is given for your animal.

All sections of all forms must be completed and if you are not the breeder, check with the Society that the dam has been transferred into the ownership of the breeder.

All details of the Certificate of Identification must be fully completed, and the written description and the markings diagrams must agree.

The mare owner's copy of the Stallion Service Certificate should accompany the New Registration Forms. The name of each and every stallion serving a mare during a service season must be declared on the Stallion Service Certificate as the possible sire. DNA testing will then be carried out .

Before sending in your new registration, please check that you have:

- Had the Stallion Service Certificate signed by both the mare and stallion owners.
- Had a qualified Veterinarian complete and sign the Certificate of Identification, and you have checked that the markings diagrams and written description match.
- Included the prescribed fees for a New Registration (see below).
- Included the New Registration Form, Stallion Service Certificate, and Certificate of Identification.
- It is recommended that you keep a photocopy of the required documents for your own records.



SHIRE HORSE SOCIETY AUSTRALIA

Registered Prefix

Every animal must have a registered prefix. If new breeders do not already have a prefix, please use the Prefix Application form available from the SHSA web site at www.shirehorsesociety.com.au. The purpose of the Prefix Application is to ensure that no-one is already using your choice of prefix. There is a once-only charge to register a prefix, which is then registered on your behalf. Duplication of names or numerical suffixes are not allowed.

Prescribed Fee

Please refer to the fee schedule.

Form Submission

Upon completion and signature by the appropriate individuals as outlined within the attached forms, the forms should be copied for your own records, and the originals sent to:

The Registrar
Mrs Deb Buckland
Shire Horse Society Australia
132 Stewarts Rd
Winkleigh TAS 7275

For More Information

Information on the registration process and other aspects of the Shire Horse Society Australia Stud Book can be found on-line at the Society's web site at www.shirehorsesociety.com.au.

You can contact the Society committee with any questions via the contact form or details on the web site.

SHSA Stud Book Terms and Conditions

The information in our Stud Book was sourced by the Shire Horse Society Australia Inc from information, data and materials supplied to it by studs and horse breeders which the Society has relied on in good faith but without any independent verification of its truthfulness or accuracy.

The Society has used its best endeavours to ensure the information contained in the Stud Book is true and free from error or omission, however, the Society does not warrant or guarantee the truth of the information or that it is free from error or omission. The information in the Stud Book is useful as a guide only and should not be relied on by any person without independent assessment of its reliability and consideration of its appropriateness in any given circumstances.

In consideration of the Society allowing access to the Stud Book, all users agree to release and hold harmless the Society, its officers and employees from all claims, actions (including negligence), loss and damage (including special, indirect and consequential) caused by or relating to the information in the Stud Book. Any and all warranties implied by law with respect to the information are excluded to the fullest extent permitted by law.



**SHIRE HORSE SOCIETY AUSTRALIA
NEW REGISTRATION OF FOAL/HORSE**

Prefix		Name of Animal			Date of Birth		
					Day	Month	Year
Filly/Mare	Colt/Stallion	Gelding	Non-Breeding	Colt Notification			
<input type="checkbox"/>	<input type="checkbox"/>	<input type="checkbox"/>	<input type="checkbox"/>	<input type="checkbox"/>			

Pedigree of Animal for registration – Give Full Details

Sire: Name Stud Book No.
Dam: Name Stud Book No.
Dam's Sire: Name Stud Book No.
Dam's Dam: Name Stud Book No.

Key to Stud Books: **SHSA:** Shire Horse Society Australia, **SHS:** Shire Horse Society (UK),
ASHA: American Shire Horse Society, **CSHA:** Canadian Shire Horse Society.

Owner's Certification

Note: If Owner is not the Breeder, then Breeder's Signature is required below.

I hereby certify that I own the above colt/filly and that the particulars and markings on the Certificate of Identification (as completed by Veterinary Surgeon) are correct to the best of my knowledge and belief. I have read, and agree to abide by, the SHSA Stud Book Terms and Conditions.

Owner's Name

Owner's Signature

Address

.....

Town/Suburb State Postcode

Email Address

Telephone No. Date

Note: The Certificate of Identification and Stallion Service Certificate must be attached to this form when submitted. These forms will only be processed upon receipt of DNA Parentage Results by the SHSA Registrar. Please contact the SHSA Registrar if you need DNA kits to be sent to you.

For Office Use Only	
Stud Book No.	
DNA Sample No:	SHSA Office Bearer:
Sire:	Signature upon Registration:
Dam:	Date:



**SHIRE HORSE SOCIETY AUSTRALIA
STALLION SERVICE CERTIFICATE**

Name of Mare:

Breed of Mare:

Stud Book of Mare: Stud Book No.

Key to Stud Books: SHSA: Shire Horse Society Australia, SHS: Shire Horse Society (UK),
ASHA: American Shire Horse Society, CSHA: Canadian Shire Horse Society.

Colour of Mare:

Age of Mare:

Name of Mare's Owner:

Address:

.....

Town/Suburb:Postcode:

Name of Stallion.....

Name of Stallion's Owner

Service Details	
Date	Method of Service

Applicable Service Methods:

Natural

Artificial: Fresh Semen

Artificial: Frozen Semen

Embryo Transfer

Mare Owner's Signature..... Date:
(or representative)

Frozen semen has been used on (date(s) of service) and I declare that I
legally own the semen and have authorised its use in the above service.

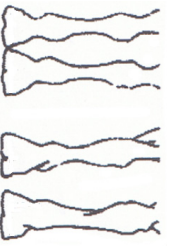
Stallion/Semen Owner's Signature Date:
(or representative)



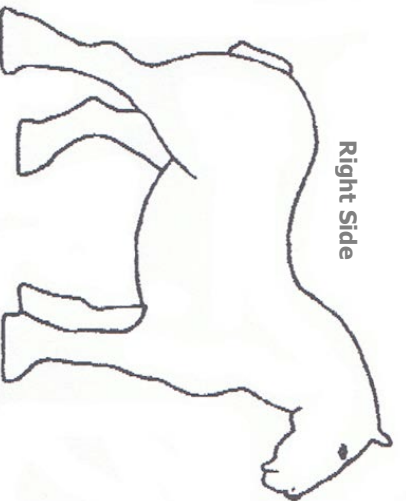
SHIRE HORSE SOCIETY AUSTRALIA CERTIFICATE OF IDENTIFICATION

Markings Diagrams

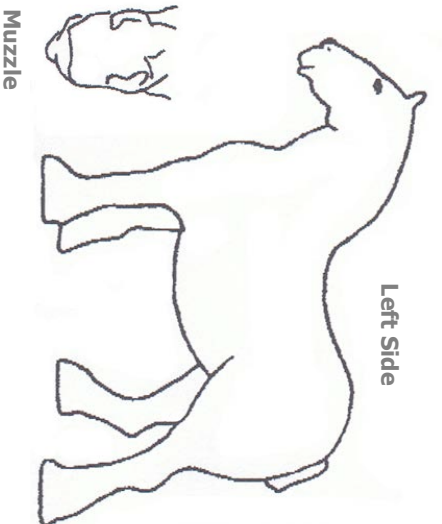

- Only outline the white markings. Not whorls..
- White markings to be outlined in red.
- Please ensure that diagram and written description agree.
- Non-breeding horses do not require a veterinarian to complete this form.



Horse's L FORE R L HIND R
Looking from front Looking from behind



Right Side



Left Side

Muzzle

Horse's Name incl. Prefix (max 50 character spaces)	Date of Birth	Sex	Colour	Microchip Number (at least 15 digits)

Written Description – If there are no white markings on any area listed below, write "nil" in the appropriate space

Head	
Neck	
Body	
Left Fore	
Right Fore	
Left Hind	
Right Hind	

Name and Address of Veterinarian
(please print)

Qualified Veterinarian's Signature

Examination Date: _____

If the SHSA Application for Registration is accompanied by the Shire Horse Society U.K. Registration Certificate, the completion of this form is not required and the SHS UK Certificate of Identification will be used for SHSA Identification.

Breeder's Certification

I hereby certify that I owned the dam of the above mentioned animal on the date of foaling and that the particulars and markings are correct to the best of my belief. I also agree to indemnify the Shire Horse Society Australia against all loss and damage sustained from any inaccuracy or omission of information in connection with the registration of the animal.

Breeder's Name

Breeder's Signature

Date
